

Scaled data based on original data using
LM-79-08 Approved Method: Electrical and Photometric Measurements of Solid-
State Lighting Products

Test Report Prepared for
Cooper Lighting Solutions
(formerly Eaton)

Brand: STREETWORKS

Report Number: P321010

Luminaire Tested: **GAN-SA6C-750-U-AFL**

Issue Date: 3/3/2020

Test Information

Test Method: LM-79-08
Report Number: P321010
TEST IS SCALED FROM IESNA LM-79-08 TEST DATA (G2-1903-205-29)
Test Lab: INNOVATION CENTER
Issue Date: 3/3/2020
Manufacturer: COOPER LIGHTING SOLUTIONS (FORMERLY EATON)
Product Line: STREETWORKS
Catalog Number: GAN-SA6C-750-U-AFL
Description: GALLEON AREA AND ROADWAY LUMINAIRE
(6) 70 CRI, 5000K, 1050mA LIGHTSQUARES WITH 16 LEDS EACH AND AUTOMOTIVE
FRONTLINE OPTICS
Light Source: -
Ballast/Driver: ELECTRONIC DRIVER

Summary

Lumens per Lamp: N/A
Luminaire Lumens: 43400 lumens
Efficiency: N/A
Efficacy: 130.3 lumens/watt
Luminous Opening: Rectangular (W 1.5' x L: 1' x H: 0')
IES Classification: Type II - Short
BUG Rating: B3 - U0 - G3

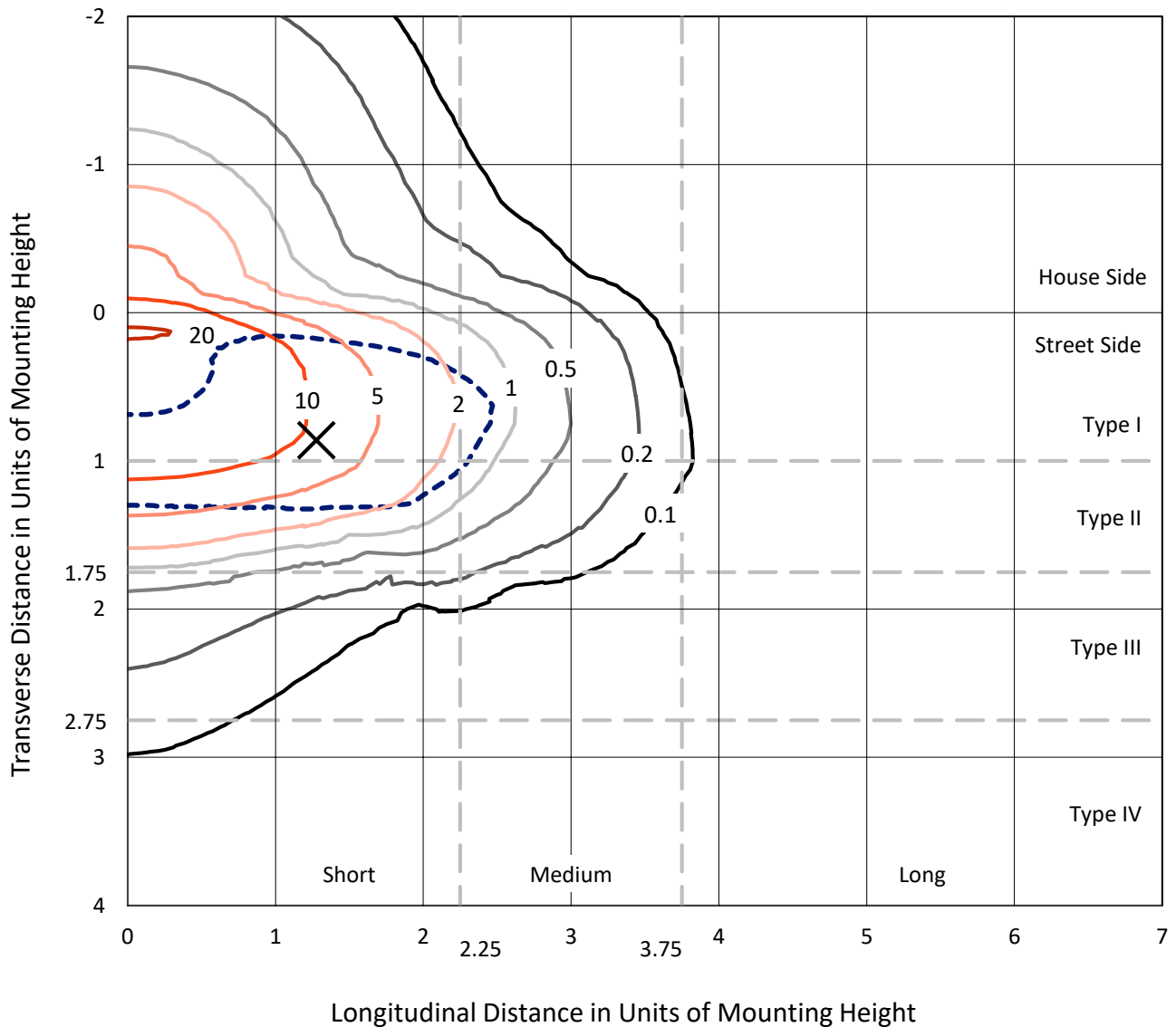
Input Watts (W): 333
Input Voltage (V): NR
Input Current (A_{in}): NR
Voltage Rise (V): NR
Power Factor: NR
Total Harmonic Distortion (THDi): NR
Frequency (hertz): 60
Stabilization Time: NR
Operation Time: NR
Ambient Temperature (°C): NR
Test Distance: 24 FT



REPORT NUMBER: P321010
 CATALOG NUMBER: GAN-SA6C-750-U-AFL

Iso-Footcandle Lines of Horizontal Illumination

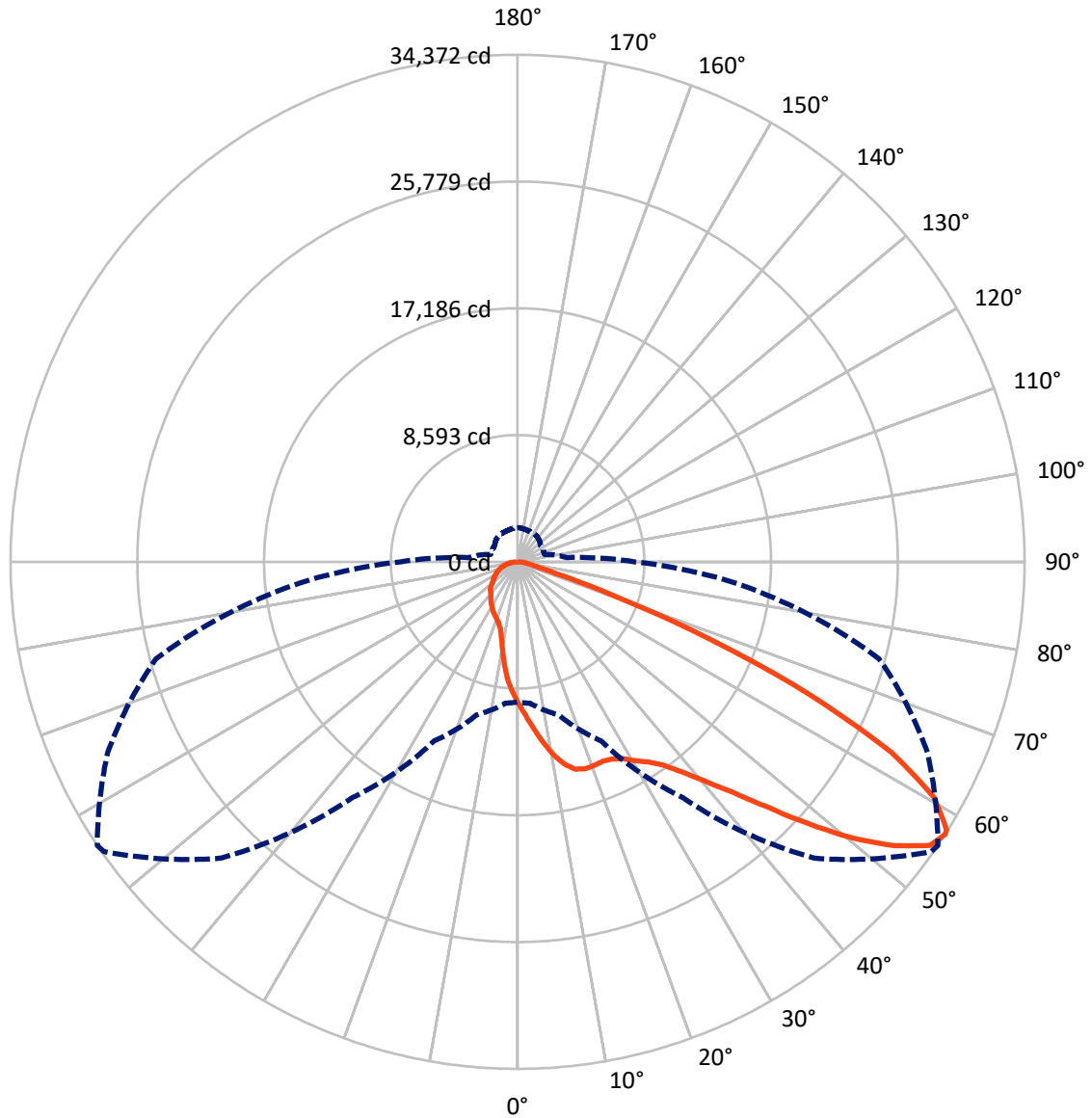
✕ Max cd
 - - - 1/2 Max cd



Based on 25 foot mounting height. Maximum calculated value = 21.3 fc
 Type II - Short - N/A

REPORT NUMBER: P321010
CATALOG NUMBER: GAN-SA6C-750-U-AFL

Luminous Intensity Polar Plot



— Vertical Plane Through 56-Deg Lateral - - - Horizontal Cone Through 57-Deg Vertical

REPORT NUMBER: P321010
 CATALOG NUMBER: GAN-SA6C-750-U-AFL

FLUX DISTRIBUTION:

		Downward	Upward	Total
House Side	Lumens	7481.2	0.0	7481.2
	% Fixture	17.2	0.0	17.2
Street Side	Lumens	35918.8	0.0	35918.8
	% Fixture	82.8	0.0	82.8
Total	Lumens	43400.0	0.0	43400.0
	% Fixture	100.0	0.0	100.0

ZONAL LUMENS:

Zone	Lumens	% Fixture
0°-10°	919.5	2.1
10°-20°	2599.7	6.0
20°-30°	4234.5	9.8
30°-40°	6330.1	14.6
40°-50°	9601.4	22.1
50°-60°	10761.5	24.8
60°-70°	6356.2	14.6
70°-80°	2082.5	4.8
80°-90°	514.5	1.2
90°-100°	0.0	0.0
100°-110°	0.0	0.0
110°-120°	0.0	0.0
120°-130°	0.0	0.0
130°-140°	0.0	0.0
140°-150°	0.0	0.0
150°-160°	0.0	0.0
160°-170°	0.0	0.0
170°-180°	0.0	0.0
0°-90°	43400.0	100.0
0°-180°	43400.0	100.0

Coefficient of Utilization

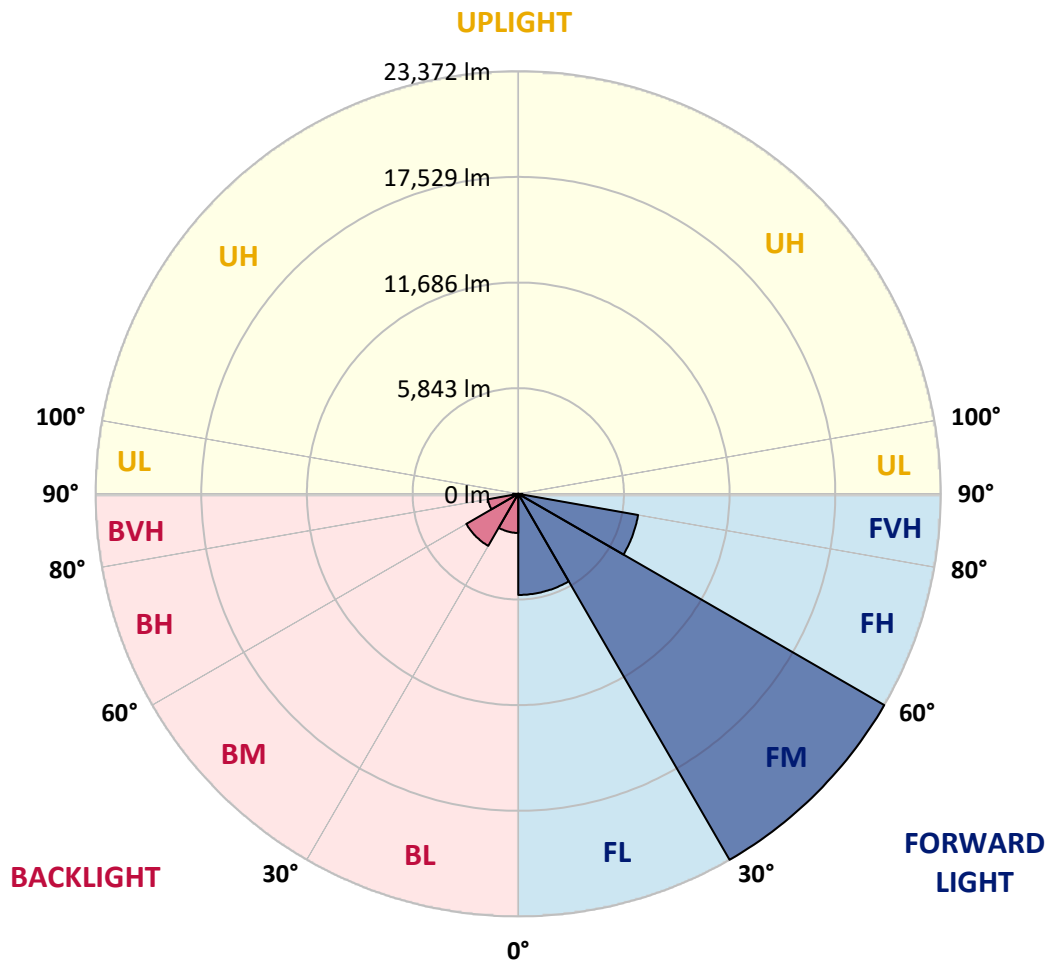


REPORT NUMBER: P321010
 CATALOG NUMBER: GAN-SA6C-750-U-AFL

LUMINAIRE CLASSIFICATION SYSTEM LUMEN TABLE AND BUG RATING:

Zone	Lumens	% Fixture	Zone Rating/Lumen Limit		
			B	U	G
FL (0°-30°)	5590.6	12.9			
FM (30°-60°)	23372.3	53.9			
FH (60°-80°)	6729.3	15.5			G3/7500
FVH (80°-90°)	226.5	0.5			G3/500
BL (0°-30°)	2163.2	5.0	B3/2500		
BM (30°-60°)	3320.7	7.7	B3/5000		
BH (60°-80°)	1709.4	3.9	B3/2500		G3/2500
BVH (80°-90°)	288.0	0.7			G3/500
UL (90°-100°)	0.0	0.0		U0/0	
UH (100°-180°)	0.0	0.0		U0/0	

BUG Rating: B3-U0-G3
 Type II Short





REPORT NUMBER: P321010

CATALOG NUMBER: GAN-SA6C-750-U-AFL

CANDELA DISTRIBUTION (FULL):

	0°	5°	15°	25°	35°	45°	55°	56°	65°	75°	85°
0°	9626.2	9626.2	9626.2	9626.2	9626.2	9626.2	9626.2	9626.2	9626.2	9626.2	9626.2
2.5°	11053.5	11154.9	11110.2	10955.1	10835.8	10667.2	10479.3	10422.6	10224.3	10002.0	9735.0
5°	12803.1	12752.3	12679.3	12437.6	12182.6	11885.8	11414.5	11339.9	10898.4	10395.8	9864.8
7.5°	13799.4	13794.9	13751.7	13610.0	13377.3	12989.5	12421.2	12333.2	11666.5	10858.1	10034.8
10°	13654.7	13644.3	13715.9	13863.5	13933.6	13853.1	13374.3	13286.3	12467.5	11369.7	10231.7
12.5°	12832.9	12838.9	12953.7	13263.9	13686.0	14193.1	14115.6	14072.3	13298.2	11948.4	10470.4
15°	12193.0	12206.5	12297.4	12567.4	13065.6	13985.8	14566.0	14580.9	14102.2	12586.8	10749.3
17.5°	11912.6	11941.0	11982.7	12172.2	12628.6	13572.7	14673.4	14753.9	14806.1	13249.0	11017.7
20°	12002.1	12029.0	12040.9	12161.7	12536.1	13322.1	14598.8	14743.5	15346.1	13872.5	11286.2
22.5°	12403.3	12419.7	12427.2	12458.5	12749.4	13393.7	14549.6	14701.7	15736.8	14431.8	11489.0
25°	13068.5	13056.6	13008.9	12968.6	13164.0	13677.1	14663.0	14807.6	16054.5	14938.9	11621.8
27.5°	13865.0	13850.1	13757.6	13647.3	13759.1	14118.6	14989.6	15104.4	16339.4	15413.2	11688.9
30°	14821.1	14782.3	14607.8	14476.5	14519.8	14780.8	15528.0	15632.4	16779.4	15951.6	11754.5
32.5°	15926.3	15884.5	15632.4	15414.7	15414.7	15632.4	16082.9	16169.4	17152.3	16560.2	11860.4
35°	17310.4	17258.2	16930.0	16564.6	16461.7	16572.1	16839.1	16900.2	17823.5	17326.8	12052.8
37.5°	18942.1	18872.0	18446.9	17957.7	17732.5	17726.5	17918.9	18044.2	18895.8	18333.6	12379.5
40°	20578.3	20529.0	20157.7	19772.9	19331.4	19189.7	19486.5	19525.3	20297.9	19583.4	12797.1
42.5°	21843.1	21834.1	21765.5	21816.2	21364.3	21077.9	21310.6	21341.9	22010.1	20936.2	13241.6
45°	22511.3	22526.2	22858.8	23595.6	23762.6	23553.8	23668.7	23677.6	23967.0	22301.0	13648.7
47.5°	21975.8	22053.4	22894.6	24542.7	25910.4	26603.9	26413.0	26523.4	25864.2	23473.3	13967.9
50°	19889.2	19984.6	21416.5	24120.6	26912.7	29555.6	29455.7	29430.3	27394.4	24332.4	14140.9
52.5°	17304.4	17379.0	18560.3	21926.6	26177.4	31187.3	32104.6	31973.3	28754.7	24975.2	14173.8
55°	13368.3	13484.7	14616.7	17547.5	23203.3	30563.9	34052.5	33934.7	29994.1	25312.3	14135.0
57°	9503.9	9626.2	10750.8	13392.2	19519.3	28405.7	34246.4	34371.7	30663.8	25369.0	14178.2
57.5°	8480.7	8606.0	9720.1	12285.5	18370.8	27625.6	34079.3	34288.2	30784.6	25360.0	14202.1
60°	4270.2	4317.9	5027.9	6857.9	11612.8	22333.8	31900.3	32438.7	30893.5	24921.5	14305.0
62.5°	2654.9	2620.6	2598.2	3159.0	5649.8	14810.6	27403.4	28440.0	28809.9	23859.6	14055.9
65°	2334.2	2270.1	2024.0	1979.2	2495.3	7193.5	20636.4	21926.6	24357.7	22186.1	13462.3
67.5°	2192.5	2129.9	1852.4	1685.4	1686.9	2851.8	12812.0	14264.7	18974.9	19356.7	12061.8
70°	2046.3	1989.7	1730.1	1533.3	1436.3	1579.5	5894.4	6996.6	12369.0	15214.8	10081.1
72.5°	1858.4	1819.6	1573.5	1370.7	1267.8	1182.8	2256.6	2665.3	7160.7	10218.3	7001.1
75°	1661.5	1625.7	1415.4	1221.5	1096.3	930.7	1270.8	1369.2	3637.8	5227.7	3446.9
77.5°	1445.3	1424.4	1258.8	1079.8	979.9	771.1	899.4	947.1	1560.1	2241.7	1728.7
80°	1149.9	1190.2	1100.7	962.0	869.5	617.5	636.9	668.2	908.3	1094.8	981.4
82.5°	748.7	818.8	862.1	781.5	715.9	486.2	457.9	471.3	592.1	668.2	426.6
85°	311.7	350.5	566.8	511.6	475.8	355.0	307.2	313.2	366.9	380.3	174.5
87.5°	138.7	147.7	249.1	234.2	201.4	122.3	131.3	143.2	195.4	184.9	67.1
90°	0.0	0.0	0.0	0.0	0.0	0.0	0.0	0.0	0.0	0.0	0.0



REPORT NUMBER: P321010
 CATALOG NUMBER: GAN-SA6C-750-U-AFL

CANDELA DISTRIBUTION (continued):

	90°	95°	105°	115°	125°	135°	145°	155°	165°	175°	180°
0°	9626.2	9626.2	9626.2	9626.2	9626.2	9626.2	9626.2	9626.2	9626.2	9626.2	9626.2
2.5°	9635.1	9509.8	9295.0	9057.9	8864.0	8708.9	8552.3	8444.9	8319.6	8252.5	8218.2
5°	9642.6	9396.5	8944.5	8480.7	8066.0	7687.2	7326.3	7048.8	6789.3	6649.1	6610.3
7.5°	9673.9	9304.0	8573.2	7809.5	7072.7	6400.0	5881.0	5555.8	5321.7	5217.3	5187.4
10°	9699.2	9195.1	8113.8	6983.2	5980.9	5299.3	4896.6	4714.6	4634.1	4620.7	4607.3
12.5°	9758.9	9083.3	7630.5	6121.1	5132.3	4660.9	4520.7	4508.8	4531.2	4564.0	4564.0
15°	9852.9	8972.9	7078.7	5381.3	4592.3	4426.8	4455.1	4520.7	4581.9	4632.6	4640.1
17.5°	9921.5	8837.2	6485.1	4789.2	4304.5	4349.2	4450.6	4543.1	4605.8	4655.0	4659.5
20°	9970.7	8626.9	5851.2	4337.3	4138.9	4277.6	4404.4	4486.4	4529.7	4578.9	4586.4
22.5°	9945.3	8345.0	5288.9	4013.6	4004.7	4173.2	4294.0	4392.5	4359.7	4311.9	4343.3
25°	9823.0	7957.2	4710.2	3772.0	3863.0	4033.0	4182.2	4116.5	4006.2	3985.3	3997.2
27.5°	9605.3	7462.0	4174.7	3548.3	3698.9	3903.3	3894.3	3828.7	3789.9	3763.1	3779.5
30°	9371.1	6925.0	3706.4	3352.9	3517.0	3685.5	3651.2	3649.7	3610.9	3567.7	3588.6
32.5°	9139.9	6385.1	3335.0	3191.8	3379.7	3402.1	3476.7	3499.1	3423.0	3332.0	3326.1
35°	8938.6	5875.0	3053.1	3045.6	3214.2	3217.2	3326.1	3294.7	3105.3	3011.3	3011.3
37.5°	8787.9	5366.4	2838.3	2914.4	2996.4	3074.0	3129.2	2999.4	2968.1	2915.9	2914.4
40°	8722.3	4919.0	2704.1	2814.5	2842.8	2941.2	2799.6	2850.3	2865.2	2838.3	2838.3
42.5°	8653.7	4529.7	2587.8	2738.4	2733.9	2720.5	2648.9	2714.5	2774.2	2775.7	2771.2
45°	8585.1	4194.1	2484.8	2575.8	2638.5	2493.8	2507.2	2577.3	2660.8	2690.7	2690.7
47.5°	8509.0	3928.6	2390.9	2404.3	2501.3	2404.3	2393.9	2447.6	2546.0	2593.7	2604.2
50°	8342.0	3690.0	2283.5	2253.7	2280.5	2313.3	2322.3	2347.6	2456.5	2532.6	2550.5
52.5°	8110.8	3476.7	2146.3	2115.0	2115.0	2238.7	2280.5	2288.0	2380.4	2471.4	2489.3
55°	7918.4	3341.0	2004.6	1998.6	1992.6	2159.7	2231.3	2243.2	2307.4	2378.9	2387.9
57°	7931.8	3330.5	1895.7	1901.7	1900.2	2079.2	2185.1	2210.4	2243.2	2304.4	2314.8
57.5°	7939.3	3338.0	1871.8	1874.8	1873.3	2056.8	2171.6	2200.0	2225.3	2289.5	2299.9
60°	8051.1	3357.4	1774.9	1742.1	1749.5	1937.5	2095.6	2131.4	2147.8	2232.8	2246.2
62.5°	7885.6	3270.9	1697.3	1618.3	1618.3	1812.2	1989.7	2046.3	2071.7	2186.5	2208.9
65°	7405.3	3027.8	1606.3	1478.1	1493.0	1686.9	1862.9	1955.4	1994.1	2137.3	2161.2
67.5°	6664.0	2745.9	1509.4	1352.8	1367.7	1555.6	1731.6	1831.6	1892.7	2083.6	2103.0
70°	5699.0	2401.3	1378.1	1220.0	1237.9	1412.5	1576.5	1689.9	1780.9	2032.9	2038.9
72.5°	4201.6	1968.8	1194.7	1073.9	1093.3	1245.4	1419.9	1551.2	1673.5	1906.1	1903.2
75°	2498.3	1539.2	991.8	926.2	939.6	1081.3	1278.2	1437.8	1621.3	1856.9	1885.3
77.5°	1515.4	1158.9	808.4	775.6	792.0	936.7	1176.8	1346.8	1598.9	1751.0	1742.1
80°	915.8	827.8	645.8	624.9	641.3	800.9	1088.8	1278.2	1397.5	1496.0	1496.0
82.5°	478.8	505.6	474.3	457.9	480.3	650.3	990.4	1115.6	1235.0	1060.5	990.4
85°	195.4	264.0	287.9	286.4	299.8	450.4	854.6	954.6	796.5	756.2	774.1
87.5°	65.6	111.9	140.2	120.8	126.8	283.4	592.1	460.9	547.4	381.8	362.4
90°	0.0	0.0	0.0	0.0	0.0	0.0	0.0	0.0	0.0	0.0	0.0

(END OF REPORT)